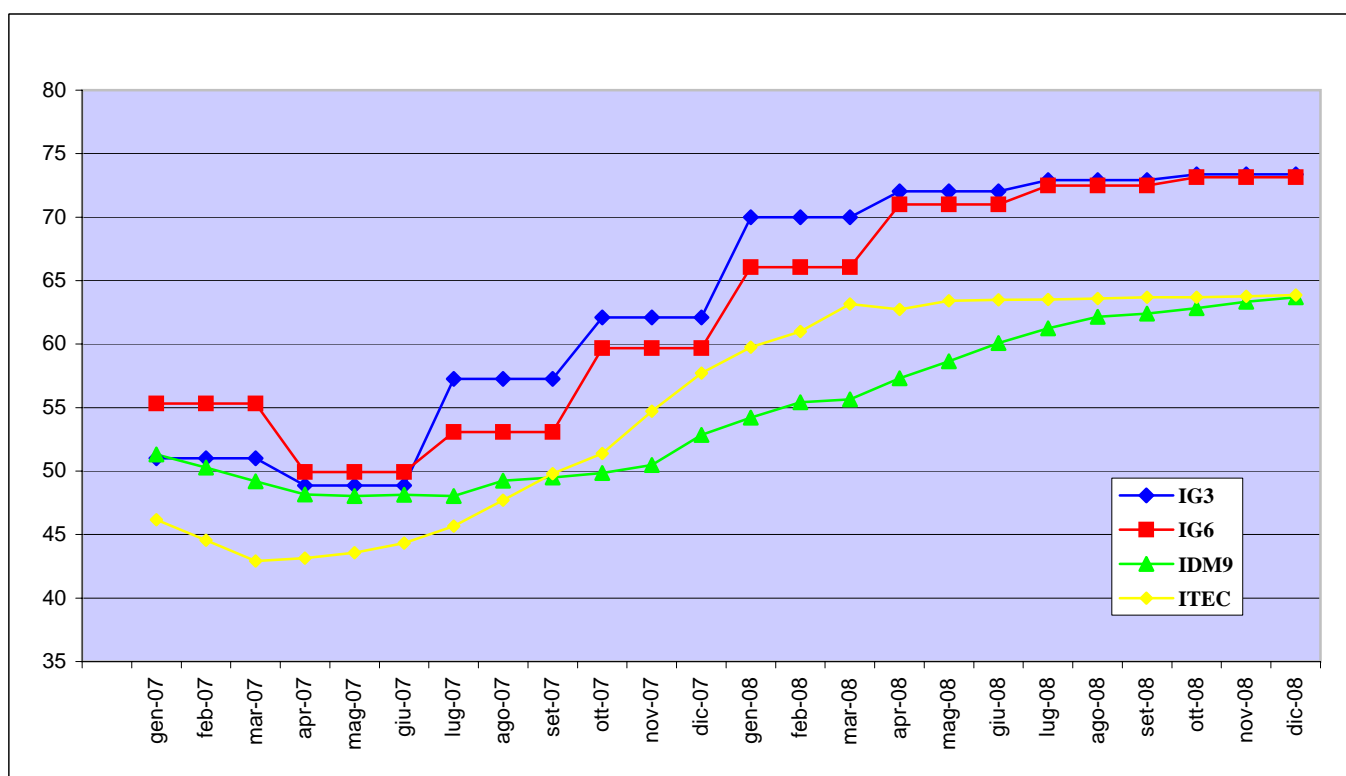


## Tabella riepilogativa

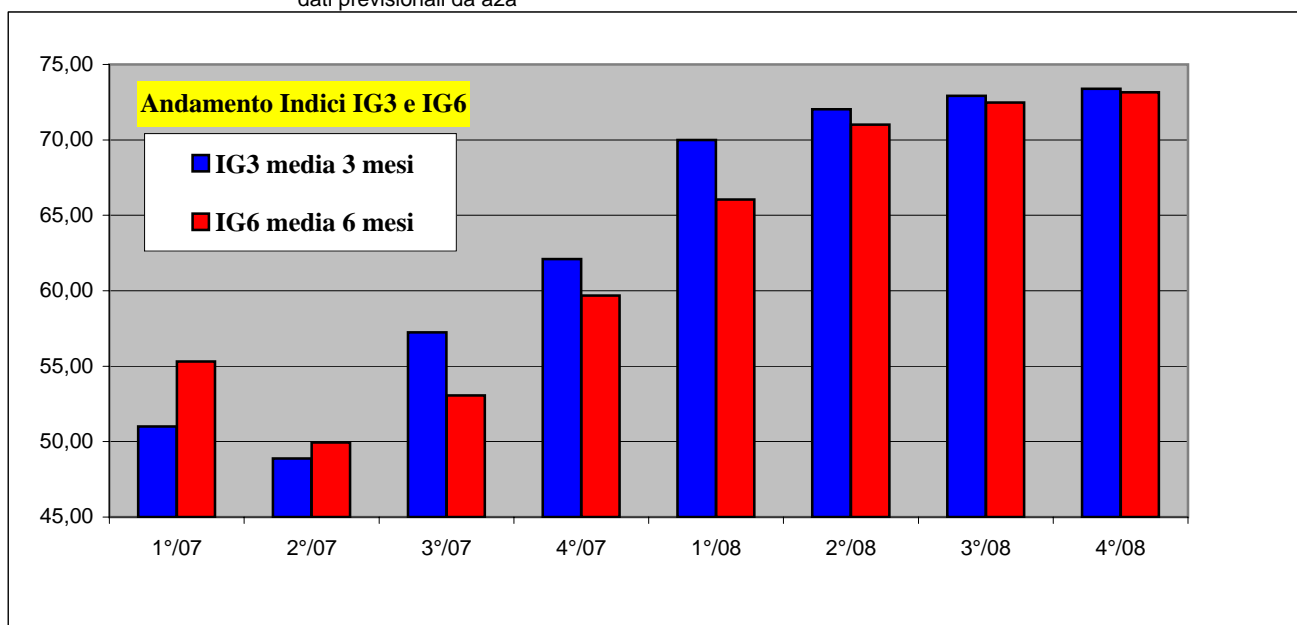
mese	IG3	IG6	IDM9	ITEC
gen-07	51,00	55,31	51,30	46,17
feb-07	51,00	55,31	50,28	44,55
mar-07	51,00	55,31	49,19	42,91
apr-07	48,87	49,94	48,16	43,14
mag-07	48,87	49,94	48,04	43,57
giu-07	48,87	49,94	48,14	44,34
lug-07	57,25	53,06	48,03	45,66
ago-07	57,25	53,06	49,24	47,71
set-07	57,25	53,06	49,50	49,80
ott-07	62,10	59,68	49,86	51,39
nov-07	62,10	59,68	50,48	54,72
dic-07	62,10	59,68	52,84	57,72
gen-08	69,99	66,05	54,21	59,76
feb-08	69,99	66,05	55,43	60,98
mar-08	69,99	66,05	55,65	63,16
apr-08	72,03	71,01	57,31	62,73
mag-08	72,03	71,01	58,65	63,42
giu-08	72,03	71,01	60,09	63,48
lug-08	72,92	72,48	61,26	63,50
ago-08	72,92	72,48	62,16	63,58
set-08	72,92	72,48	62,41	63,68
ott-08	73,38	73,15	62,82	63,69
nov-08	73,38	73,15	63,34	63,77
dic-08	73,38	73,15	63,70	63,86



## Tabella riepilogativa

mese	Cambio	BTZ CIF NWE Basis ARA		Brent dated fob		IG3 media 3 mesi	IG6 media 6 mesi
	\$/Eur	\$/t	€/t	\$/bbl	€/bbl		
lug-06	1,2684	333,420	262,867	73,656	58,070		
ago-06	1,2811	336,600	262,743	73,112	57,070		
set-06	1,2727	279,750	219,808	61,713	48,490		
ott-06	1,2611	267,720	212,291	57,796	45,830		
nov-06	1,2881	265,920	206,444	58,918	45,740		
dic-06	1,3213	262,920	198,986	62,326	47,170		
gen-07	1,2999	239,640	184,358	53,680	41,297		
feb-07	1,3074	258,080	197,396	57,430	43,926	51,00	55,31
mar-07	1,3242	275,430	207,999	62,150	46,934		
apr-07	1,3516	314,680	232,817	67,510	49,947		
mag-07	1,3511	331,980	245,705	67,230	49,758	48,87	49,94
giu-07	1,3419	349,650	260,571	71,540	53,314		
lug-07	1,3716	388,010	282,897	77,010	56,148		
ago-07	1,3623	372,550	273,481	70,740	51,929	57,25	53,06
set-07	1,3897	392,110	282,165	76,870	55,316		
ott-07	1,4228	427,650	300,580	82,500	57,986		
nov-07	1,4684	497,060	338,504	92,620	63,075	62,10	59,68
dic-07	1,4570	490,280	336,490	90,980	62,442		
gen-08	1,4718	485,880	330,129	92,000	62,509		
feb-08	1,4748	478,730	324,598	95,040	64,441	69,99	66,05
mar-08	1,5205	498,920	328,125	99,530	65,458		
apr-08	1,5162	504,980	333,059	97,840	64,530		
mag-08	1,5142	508,860	336,056	97,650	64,489	72,03	71,01
giu-08	1,5120	511,710	338,424	97,440	64,443		
lug-08	1,5099	513,740	340,245	97,280	64,428		
ago-08	1,5078	515,770	342,072	97,120	64,413	72,92	72,48
set-08	1,5057	517,790	343,898	96,950	64,391		
ott-08	1,5038	517,840	344,350	96,870	64,416		
nov-08	1,5018	518,870	345,490	96,750	64,421	73,38	73,15
dic-08	1,4999	519,910	346,637	96,630	64,426		

Fonte: dati consuntivati ( evidenziati in grigio ) da Platt's European Marketscan  
dati previsionali da a2a

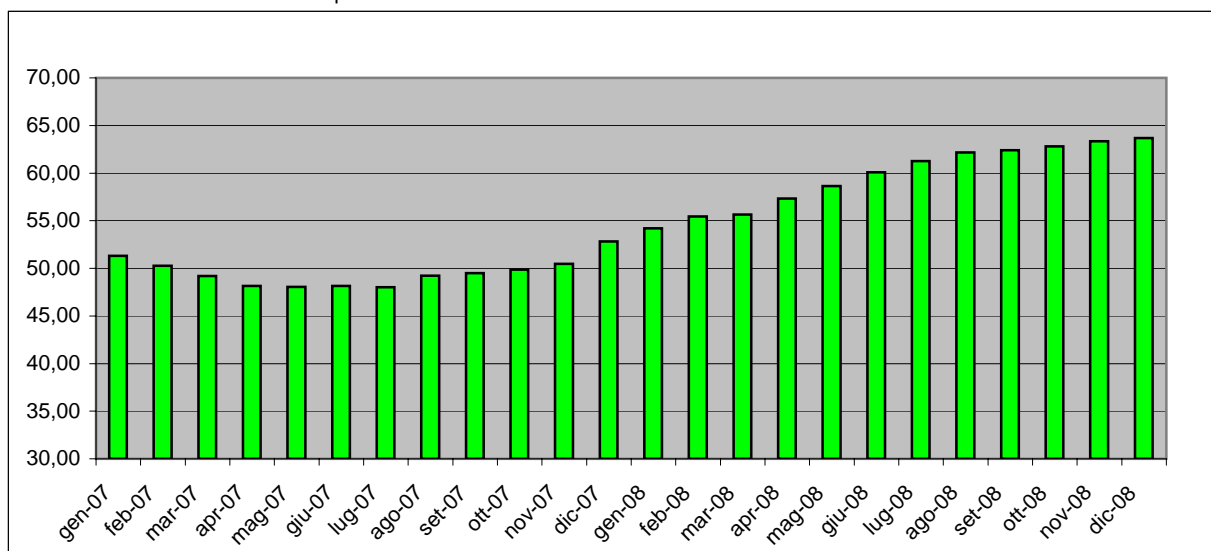


## Tabella riepilogativa

mese	Cambio \$/Eur	LSFO 1% Cif Med Mean \$/t	Gasoil 0,2 Cif Med Mean €/t	HSFO 3,5 % Cif Med Mean \$/bbl	IDM 9
apr-06	1,2271	327,350	622,330	317,030	
mag-06	1,2770	334,700	642,510	319,230	
giu-06	1,2650	322,920	641,820	306,250	
lug-06	1,2684	344,110	640,440	324,900	
ago-06	1,2811	344,900	662,680	312,100	
set-06	1,2727	282,880	585,060	274,810	
ott-06	1,2611	267,090	557,360	263,900	
nov-06	1,2881	266,550	553,420	261,090	
dic-06	1,3213	265,720	566,540	257,840	
gen-07	1,2999	244,590	504,790	242,880	51,30
feb-07	1,3074	268,800	537,870	263,460	50,28
mar-07	1,3242	287,420	569,990	284,030	49,19
apr-07	1,3516	326,840	619,250	318,430	48,16
mag-07	1,3511	345,080	622,820	321,670	48,04
giu-07	1,3419	362,830	639,000	336,830	48,14
lug-07	1,3716	401,420	669,220	371,510	48,03
ago-07	1,3623	383,280	653,140	361,990	49,24
set-07	1,3897	398,050	711,480	381,540	49,50
ott-07	1,4228	435,970	739,960	424,950	49,86
nov-07	1,4684	506,170	862,190	477,280	50,48
dic-07	1,4570	502,410	830,100	450,620	52,84
gen-08	1,4718	497,600	815,560	437,570	54,21
feb-08	1,4748	488,010	878,980	435,010	55,43
mar-08	1,5205	508,420	941,610	473,210	55,65
apr-08	1,5162	517,570	927,840	479,450	57,31
mag-08	1,5142	521,550	911,090	483,070	58,65
giu-08	1,5120	524,470	902,400	485,920	60,09
lug-08	1,5099	526,550	900,280	487,820	61,26
ago-08	1,5078	528,620	898,160	489,720	62,16
set-08	1,5057	530,700	896,040	491,620	62,41
ott-08	1,5038	530,750	898,750	491,790	62,82
nov-08	1,5018	531,810	899,040	492,830	63,34
dic-08	1,4999	532,870	899,330	493,860	63,70

Fonte: dati consuntivati ( evidenziati in grigio ) da Platt's European Marketscan

dati previsionali da a2a



## Tabella riepilogativa

mese	ITEC
gen-07	46,17
feb-07	44,55
mar-07	42,91
apr-07	43,14
mag-07	43,57
giu-07	44,34
lug-07	45,66
ago-07	47,71
set-07	49,80
ott-07	51,39
nov-07	54,72
dic-07	57,72
gen-08	59,76
feb-08	60,98
mar-08	63,16
apr-08	62,73
mag-08	63,42
giu-08	63,48
lug-08	63,50
ago-08	63,58
set-08	63,68
ott-08	63,69
nov-08	63,77
dic-08	63,86

Fonte: dati consuntivati ( evidenziati in grigio ) da Platt's European Marketscan  
dati previsionali da a2a

